


DPF1000

DPF 1000

① ②



① Series name
② Output wattage

MODEL	DPF1000	
AC INPUT[V]	AC85 - 264	AC170 - 264
MAX OUTPUT WATTAGE[W]	1,000	1,500
DC OUTPUT VOLTAGE[V]	DC360	

SPECIFICATIONS

	MODEL	DPF1000
INPUT	VOLTAGE[V]	AC85 - 264 1 φ
	POWER FACTOR CORRECTION RANGE[V]	AC85 - 255 1 φ
	CURRENT[A]	11.5typ (ACIN 100V)
	FREQUENCY[Hz]	50/60 (47 - 63)
	INRUSH CURRENT[A]	Limited by external resistance
	EFFICIENCY[%]	90typ (ACIN 100V)
	POWER FACTOR	0.98typ (ACIN 100V)
	LEAKAGE CURRENT[ma]	0.75max (60Hz, According to IEC60950 and DEN-AN)
OUTPUT	WATTAGE[W] *1	1,000
	VOLTAGE[V] *2	DC360
	VOLTAGE ACCURACY[V] *3	±20
PROTECTION CIRCUIT AND OTHERS	OVERVOLTAGE PROTECTION[V]	DC400 - 450 The power factor corrector function stops
	IOG	Inverter operation monitoring, Open-collector output, Maximum sink current 10mA, Maximum allowance voltage 35V
	ENA	Enable signal, Open-collector output, Maximum sink current 10mA, Maximum allowance voltage 35V
	AUX	Auxiliary power supply for external signal, Output voltage:6.5 - 8.5V maximum, Output current:10mA
ISOLATION	OTHERS	Parallel operation possible (Current balancing function), N+1 redundant operation possible, Thermal protection
	INPUT-OUTPUT	Non isolated
ENVIRONMENT	INPUT, OUTPUT-FG	AC3,000V 1minute Cutoff current = 10mA, DC500V, 50MΩmin (20±15°C)
	OPERATING TEMP.HUMID.AND ALTITUDE *4	-20 to +85°C (Aluminum base plate), 20 - 95%RH (Non condensing) (Refer to DERATING CURVE), 3,000m (10,000feet) max
	STORAGE TEMP.HUMID.AND ALTITUDE	-40 to +85°C, 20 - 95%RH (Non condensing), 9,000m (30,000feet) max
	VIBRATION	10 - 55Hz, 49.0m/s ² (5G), 3minutes period, 60minutes each along X, Y and Z axis
SAFETY	IMPACT	196.1m/s ² (20G), 11ms, once each X, Y and Z axis
	AGENCY APPROVALS	UL60950-1, C-UL, EN60950-1, EN50178 Complies with DEN-AN and IEC60950-1
OTHERS	HARMONIC ATTENUATOR	Complies with IEC61000-3-2 *5
	CASE SIZE/WEIGHT	118.6 × 12.7 × 85mm [4.67 × 0.5 × 3.35 inches] (W × H × D) /200g max
	COOLING METHOD	Conduction cooling (e.g. heat radiation from the aluminum base plate to the attached heat sink)

*1 Refer to Input voltage derating.

*2 When the input voltage is more than 255V, the power factor corrector function stops, and the output voltage becomes rectified AC input voltage.

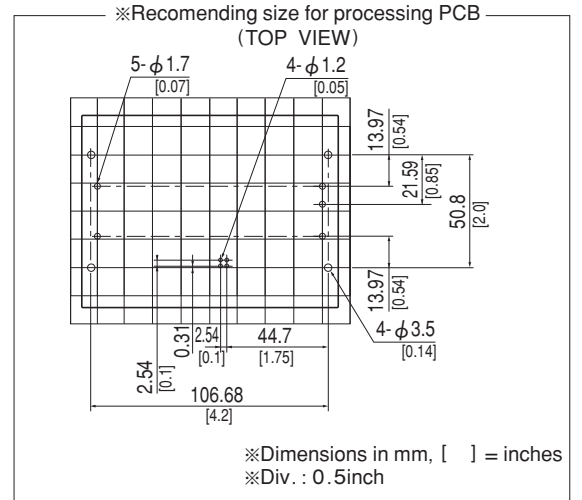
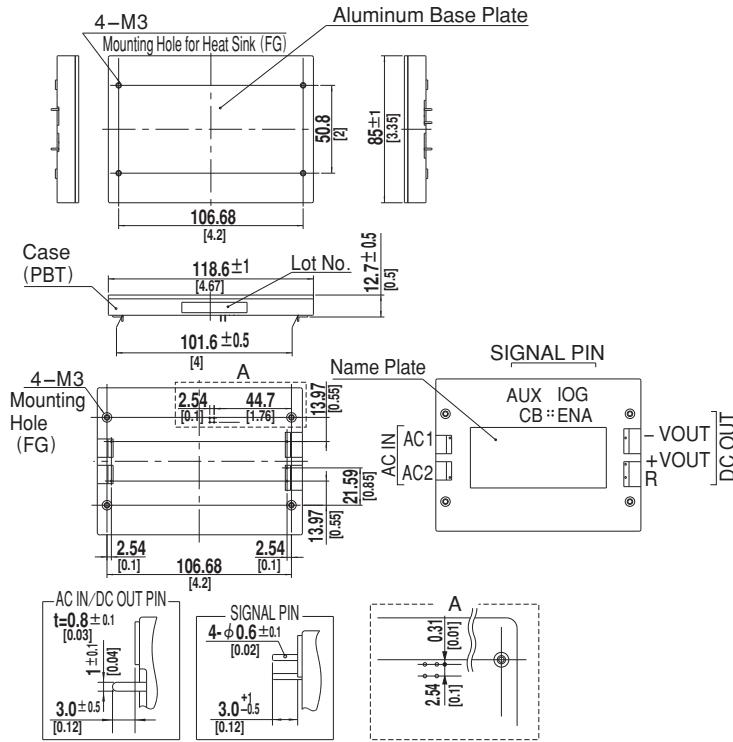
*3 The value included the output setting and the line regulation, the load regulation and the temperature regulation.
However, the input voltage is in the power factor correction range.

*4 Please consult us in regard to use from -40°C.

*5 Please contact us about class C.

* External components are required. Refer to standard connection method.

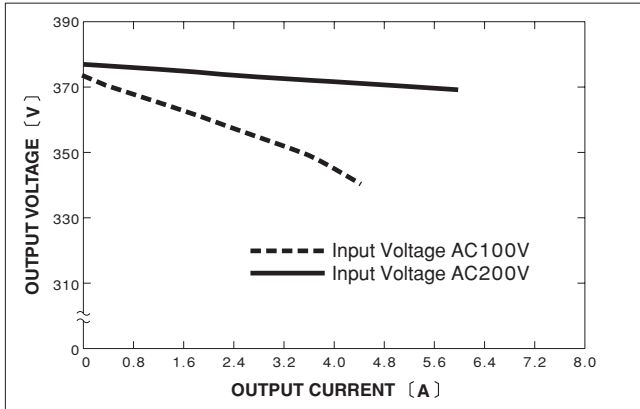
External view



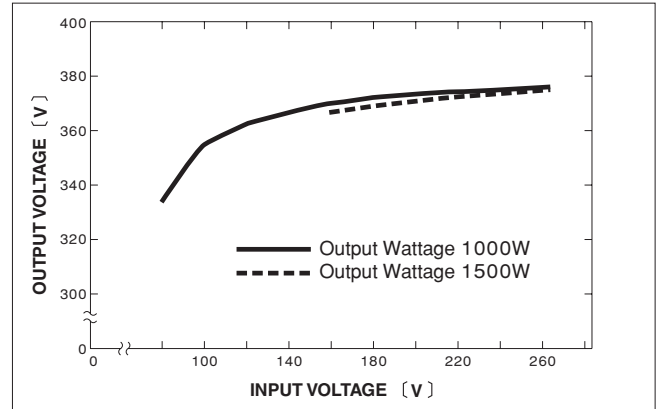
- ※Weight: 200g max
- ※Tolerance: ± 0.3 [± 0.012]
- ※Dimensions in mm, [] = inches
- ※Base Plate: Aluminum
- ※Mounting torque
- Mounting hole screwing torque 0.49N·m (5.0kgf·cm) max

Performance data

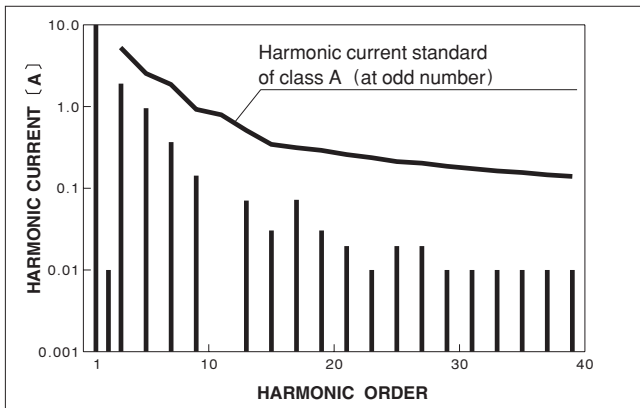
■ STATIC CHARACTERISTICS



■ OUTPUT VOLTAGE FOR INPUT



■ HARMONIC CURRENT (AC100V)



■ HARMONIC CURRENT (AC230V)

